

STATE OF OKLAHOMA  
MUSKOGEE COUNTY  
FILED OR RECORDED

Technology Center  
2018-2019 Estimate of Needs  
and  
Financial Statement of the Fiscal Year 2017-2018

2018 SEP 13 P 4: 15

*Reason Cray*

DIANNA COPE  
COUNTY CLERK

Board of Education of Indian Capital Technology Center  
Center No. 4  
County of Muskogee  
State of Oklahoma

**FILED**

NOV 14 2018

State Auditor & Inspector

Two copies of this Financial Statement and Estimate of Needs should be filed with the County Clerk not later than September 30 for all School Districts. After approval by the Excise Board and the levies are made, both statements should be signed by the Board Members. One complete signed copy must be sent to the State Auditor and Inspector, 2300 N. Lincoln Blvd, State Capitol, Room 100, Oklahoma City, OK 73105-4801. If publication may not be had by date required for filing, affidavit and proof of publication are required to be attached within five days after date of filing.

The 2018-2019 Estimate of Needs  
and  
Financial Statement of the Fiscal Year 2017-2018

Prepared by: KERRY JOHN PATTEN, CPA

Submitted to the Muskogee County Excise Board

This 24<sup>th</sup> Day of October, 2018

School Board Members

Chairman

*Monte Madewell*

Clerk

*David Adams*

Treasurer

*Misty Gilley*

Member

*Logan Sharp*

Member

*Mark Johnson*

Member

Member

*James F. Stiles*

Member

**RECEIVED**

NOV 09 2018


State Auditor  
and Inspector

STATE OF OKLAHOMA, COUNTY OF MUSKOGEE

To the Excise Board of said County and State, Greetings:

Pursuant to the requirements of 68 O.S. 1991 Section 3002, we submit herewith, for your consideration the within statement of the financial condition of the Board of Education of Indian Capital Technology Center, Vocational-Technical Center No. 4, County of Muskogee, State of Oklahoma for the fiscal year beginning July 1, 2017, and ending June 30, 2018, together with an itemized statement of the Estimated Income and Probable Needs of said Technology Center for the ensuing fiscal year. We have separately prepared, executed and submit Financial Statements for the Fiscal Year so terminated, and Estimate of Requirements for the ensuing Fiscal Year, for such Sinking Fund, if any, as pertains to this Center for the Bond, Coupon, and Judgment indebtedness, if any, outstanding and unpaid as of June 30, 2018, and also for the Sinking Fund of any disorganized Center whose area or the major portion thereof is now embraced within the boundaries of this District; and this Certificate is as applicable thereto as if fully embodied therein. The same have been prepared in conformity with Statute, in relation to which be it further noted that:


1. We, the undersigned, duly elected, qualified and acting officers of the Board of Education of the aforesaid Technology Center located wholly or in major area in the County and State aforesaid, do hereby certify that, at regular session begun at the time provided by law, we carefully considered the reports submitted by the several officers and employees as required by 68 O.S. 1991 Section 3004, carefully considered the statements and estimate of needs heretofore prepared for the purpose of ascertaining any additional or emergency levy necessary for the ensuing fiscal year and revised, corrected or amended the same to disclose the true fiscal condition as of June 30, 2018, and to provide for the needs of the District for the ensuing fiscal year as now ascertained; and we do hereby certify that the within statement of the financial condition is true and correct, and that the within estimates for all purposes for the ensuing fiscal year are reasonably necessary for the proper conduct of the affairs of said Technology Center, and that the statement of Estimated Income from sources other than ad valorem taxes is not in excess of the lawfully authorized ratio of the actual collections from such sources during the previous fiscal year.
2. We further certify that any cash fund balance reported in our Building Fund is required for immediate or cumulative program of construction unless there be attached within a verified copy of a resolution signed by a majority of the members of this Board to the effect the program of building has been completed or abandoned. If attached, then the Excise Board is directed to apply said Balance to reduce Levies in accordance with 62 O.S. 1991, Section 333.
3. We also certify that a levy of 5.00 Mills on the dollar valuation of the taxable property in Indian Capital Technology Center was established permanently and will be made annually, for the center, authorized at an election held for that purpose on February 13, 2001.
4. We also certify that a local incentive levy of 3.00 Mills on the dollar valuation of the taxable property in Indian Capital Technology Center School District was established permanently and will be made annually, for the district, authorized at an election held for that purpose on February 13, 2001.
5. We also certify that pursuant to Article 10, Section 9, of the Constitution of Oklahoma, a building levy of 2.00 Mills on the dollar valuation of the taxable property in Indian Capital Technology Center was established permanently and will be made annually, for the district, authorized at an election held for that purpose on February 13, 2001.

  
Clerk of Board of Education

  
President of Board of Education

  
Treasurer of Board of Education

Subscribed and sworn to before me this 13 day of September, 2018

  
Notary Public

11/18/20  
My Commission Expires



Affidavit of Publication

State of Oklahoma, County of Muskogee

I, \_\_\_\_\_, the undersigned duly qualified and acting Clerk of the Board of Education of Indian Capital Technology Center, School Center No. 4, County and State aforesaid, being first duly sworn according to law, hereby depose and say:

1. That I complied with 68 O. S. Section 3002, (both independent and dependent) by having the within Financial Statement and Estimate of Needs which was prepared at the time and in the manner provided by law, published as required by law, in a legally-qualified newspaper of general circulation in the district, there being no legally-qualified newspaper published in the school district, as evidenced by a copy of such published statement and estimate together with proof of publication thereof attached hereto marked Exhibit No. 1 and made a part hereof (strike inapplicable phrases).


2. That I complied with currently effective statutes, by having the Notice of Emergency Levy Election and the call for such Election on the date hereinbefore certified by the Governing Board, the Itemized Statements and the Itemized Estimate of the amount necessary for the ensuing fiscal year requiring such emergency levy for the current expense purposes as prepared by the Board of Education duly published or posted, as the case may be, in full compliance with law for this class of school district, and as provided by law duly made public in the manner and at the time provided by law, for this class of district and in all respects according to law, in relation to said election on such emergency levy as hereinbefore certified by said Governing Board.

3. That I complied with the statute by having published or posted (if required for this class of district) the notice of local support levy election, and the call for such election on the date hereinbefore certified by the Board of Education. That the Estimate of Needs as prepared by the Board of Education required such local support levy in addition to other tax levies, to fully meet the current expense purposes of the school district for the ensuing year.

4. That in conformity to resolution by said Board of Education, I caused Notice of Building Fund Levy Election under the provisions of Article 10, Section 10, Oklahoma Constitution, and the Call of such Election on the date hereinbefore certified by the Governing Board, together with Itemized Statements and an Estimate of the amount necessary for the ensuing fiscal year requiring such levy for the purpose of erecting, remodeling or repairing school buildings, and for purchasing school furniture, in said District, published or posted to contain such Notice and Call, fixing the number of voting places and particularly describing each and every such place or places, and fixing the day on which such election should be had after the expiration of such notice, duly published or posted as is required by law for this class of district.

  
Clerk, Board of Education


Subscribed and sworn to before me this 13<sup>th</sup> day of September 2018.

  
Notary Public

11/18/20  
My Commission Expires

\_\_\_\_\_  
Secretary and Clerk of Excise Board

Muskogee County, Oklahoma



# PROOF OF PUBLICATION

Muskogee Phoenix  
214 Wall St  
918-684-2811

Case Number  
**Financial Statement**

I, Debbie Sherwood, of lawful age, being duly sworn upon oath, deposes and says that I am the Authorized Agent of Muskogee Phoenix a Daily publication that is a "legal newspaper" as the phrase is defined in 25 O.S. § 106 for the City of Muskogee, for the County of Muskogee, in the State of Oklahoma, and that the attachment hereto contains a true and correct copy of what was published in said legal newspaper in consecutive issues on the following dates:

INSERTION DATES:

- 1<sup>st</sup> Insertion September 19, 2018
- 2<sup>nd</sup> Insertion
- 3<sup>rd</sup> Insertion
- 4<sup>th</sup> Insertion
- 5<sup>th</sup> Insertion
- 6<sup>th</sup> Insertion
- 7<sup>th</sup> Insertion

PUBLICATION FEE: \$122.05

Account Number 3088 \_\_\_\_\_

*Debbie Sherwood*

(Signature)

State of Oklahoma

County of Muskogee

Signed and sworn to before me this 25 day of October 20 18

*Julia McWethy*

(Signature) Notary Public

(Seal)



My Commission expires:

Commission# 17009583

10-17-2021

Published in The Muskogee Phoenix  
September 19, 2018

Publication Sheet - Board of Education  
Financial Statement of the Various Funds for the Fiscal Year Ending June 30, 2018, And  
Estimate of Needs for Fiscal Year Ending June 30, 2019, of Indian Capital Technology Center  
School District No. 4, Muskogee County, Oklahoma

<u>STATEMENT OF FINANCIAL CONDITION</u>		<u>GENERAL FUND</u>	<u>BUILDING FUND</u>
<u>As of June 30, 2018</u>		<u>Detail</u>	<u>Detail</u>
<b>ASSETS:</b>			
Cash Balance June 30, 2018		\$4,448,204.02	\$7,201,824.37
Investments		2,796,687.60	3,747,904.11
<b>TOTAL ASSETS</b>		<b>7,244,891.62</b>	<b>10,949,728.48</b>
<b>LIABILITIES AND RESERVES:</b>			
Warrants Outstanding		165,942.46	7,802.22
Reserve for Interest on Warrants		0.00	0.00
Reserves From Schedule 8		764,225.14	490,661.99
<b>TOTAL LIABILITIES AND RESERVES</b>		<b>930,167.60</b>	<b>498,464.21</b>
<b>CASH FUND BALANCE (Deficit)</b>		<b>6,314,724.02</b>	<b>10,451,264.27</b>
June 30, 2018			
<b>ESTIMATED NEEDS FOR FISCAL YEAR ENDING JUNE 30, 2019</b>			
<b>GENERAL FUND</b>		<b>BUILDING FUND</b>	
Current Expense	\$21,580,156.67	Current Expense	12,859,480.22
Total Required	21,580,156.67	Reserve for Int. on Warrants & Revaluation	0.00
<b>FINANCED:</b>		Total Required	12,859,480.22
Cash Fund Balance	6,314,724.02	<b>FINANCED:</b>	
Estimated Miscellaneous Revenue	5,644,670.60	Cash Fund Balance	10,451,264.27
Total Deductions	11,959,394.62	Estimated Miscellaneous Revenue	0.00
Balance to Raise from		Total Deductions	10,451,264.27
Ad Valorem Tax	9,620,762.05	Balance to Raise from	
<b>ESTIMATED MISCELLANEOUS REVENUE:</b>		Ad Valorem Tax	2,408,215.95
1000 District Sources of Revenue	987,456.60		
3800 State Vocational Programs	4,369,325.00		
4800 Federal Vocational Education	287,889.00		
<b>TOTAL ESTIMATED REVENUE</b>	<b>5,644,670.60</b>		

CERTIFICATE - GOVERNING BOARD

STATE OF OKLAHOMA, COUNTY OF MUSKOGEE, ss:

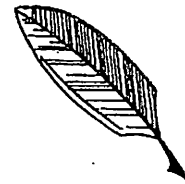
We, the undersigned duly elected, qualified and acting officers on the Board of Education of Indian Capital Technology Center, School District No. 4, of Said County and State, do hereby certify that at a meeting of the Governing Body of the said District, begun at the time provided by law for districts of this class and pursuant to the provisions of 68 O. S. 2001 Sec. 3003, the foregoing statement was prepared and is a true and correct condition of Financial Affairs of said District as reflected by the records of the District Clerk and Treasurer. We further certify that the foregoing estimate for current expenses for the fiscal year beginning July 1, 2018, and ending June 30, 2019, as shown are reasonably necessary for the proper conduct of the affairs of the said District, that the Estimated Income to be derived from sources other than ad valorem taxation does not exceed the lawfully authorized ratio of the revenue derived from the same sources during the preceding year.

Monte Madewell  
President of Board of Education

Subscribed and sworn to before me this 13th day of September, 2018.  
Anthony J. Pivec, Notary Public

# KERRY JOHN PATTEN, C.P.A.

2101 N. Willow Ave.  
Broken Arrow, OK 74012  
Phone Number (918) 250-8838  
FAX Number (918) 250-9853



Page 5

## Independent Accountant's Compilation Report

The Honorable Board of Education  
Indian Capital Technology Center No. 4  
Muskogee, Oklahoma

Management is responsible for the accompanying financial statements of Indian Capital Technology Center No. 4, Muskogee County, Oklahoma, as of and for the fiscal year ended June 30, 2018 and the Estimate of Needs for the fiscal year ended June 30, 2019, included in the accompanying for (SA&I Form 2663R93) and the Publication Sheet (SA&I Form 2664R93) prescribed by the Oklahoma State Auditor and Inspector per 68 OS § 3003.B as defined by rules promulgated by the Oklahoma State Department of Career and Technology Education per 70 OS § 5-134.1.D. We have performed a compilation engagement in accordance with Statements of Standards for Accounting and Review Services promulgated by the Accounting and Review Services Committee of the AICPA. We did not audit or review the financial statements included in the accompanying prescribed form nor were we required to perform any procedures to verify the accuracy or completeness of the information provided by management. Accordingly, we do not express an opinion, a conclusion, nor provide any form of assurance on these financial statements.

### Other Matters

The financial statements, estimate of needs and publication sheet included in the accompanying prescribed forms are presented in accordance with the requirements prescribed by the Office of the Oklahoma State Auditor and Inspector per 68 OS § 3003.B as defined by rules promulgated by the Oklahoma State Department of Career and Technology Education per OS § 5-134.1.D, and are not intended to be a presentation of Indian Capital Technology Center's assets and liabilities.

This report is intended solely for the information and use of the Oklahoma State Department of Career and Technology Education, the Technology Center, Muskogee County Excise Board, and for filing with the State Auditor and Inspector and is not intended to be and should not be used by anyone other than these specified parties.

Kerry John Patten, CPA  
Broken Arrow, Oklahoma

GENERAL FUND ACCOUNTS COVERING THE PERIOD JULY 1, 2017 TO JUNE 30, 2018  
ESTIMATE OF NEEDS FOR 2018-2019

EXHIBIT "A"

Page 6

Schedule 1, Current Balance Sheet - June 30, 2018	
	Amount
<b>ASSETS:</b>	
Cash Balance June 30, 2018	\$ 4,448,204.02
Investments	\$ 2,796,687.60
<b>TOTAL ASSETS</b>	<b>\$ 7,244,891.62</b>
<b>LIABILITIES AND RESERVES:</b>	
Warrants Outstanding	\$ 165,942.46
Reserve for Interest on Warrants	\$ 0.00
Reserves From Schedule 8	\$ 764,225.14
<b>TOTAL LIABILITIES AND RESERVES</b>	<b>\$ 930,167.60</b>
<b>CASH FUND BALANCE JUNE 30, 2018</b>	<b>\$ 6,314,724.02</b>
<b>TOTAL LIABILITIES, RESERVES AND CASH FUND BALANCE</b>	<b>\$ 7,244,891.62</b>

Schedule 2, Revenue and Requirements - 2017-2018		
	Detail	Total
<b>REVENUE:</b>		
Cash Balance June 30, 2017	\$ 6,727,937.81	
Cash Fund Balance Transferred From Prior Years	\$ 858,722.19	
Current Ad Valorem Tax Apportioned	\$ 9,480,366.84	
Miscellaneous Revenue Apportioned	\$ 7,405,449.54	
<b>TOTAL REVENUE</b>		<b>\$ 24,472,476.38</b>
<b>REQUIREMENTS:</b>		
Claims Paid by Warrants Issued & Transfer Fees Apportioned	\$ 17,393,527.22	
Reserves From Schedule 8	\$ 764,225.14	
Interest Paid on Warrants	\$ 0.00	
Bank Fees and Cash Charges	\$ 0.00	
Reserve for Interest on Warrants	\$ 0.00	
<b>TOTAL REQUIREMENTS</b>		<b>\$ 18,157,752.36</b>
<b>ADD: Cash Fund Balance as Per Balance Sheet 6-30-2018</b>		<b>\$ 6,314,724.02</b>
<b>TOTAL REQUIREMENTS AND CASH FUND BALANCE</b>		<b>\$ 24,472,476.38</b>

Schedule 3, Cash Fund Balance Analysis - June 30, 2018	
	Amount
<b>ADDITIONS:</b>	
Miscellaneous Revenue Collected in Excess of Estimates-Net	\$ 2,055,026.94
Warrants Estopped, Cancelled or Converted	\$ 4,843.14
Fiscal Year 2017-18 Lapsed Appropriations	\$ 3,186,010.96
Fiscal Year 2016-17 Lapsed Appropriations	\$ 160,100.86
Ad Valorem Tax Collections in Excess of Estimates	\$ 214,963.93
Prior Year Ad Valorem Tax	\$ 693,778.19
<b>TOTAL ADDITIONS</b>	<b>\$ 6,314,724.02</b>
<b>DEDUCTIONS:</b>	
Supplemental Appropriations	\$ 0.00
Current Tax in Process of Collection	\$ 0.00
<b>TOTAL DEDUCTIONS</b>	<b>\$ 0.00</b>
<b>Cash Fund Balance as per Balance Sheet 6-30-2018</b>	<b>\$ 6,314,724.02</b>
<b>Composition of Cash Fund Balance</b>	
Cash	\$ 6,314,724.02
<b>Cash Fund Balance as per Balance Sheet 6-30-2018</b>	<b>\$ 6,314,724.02</b>

GENERAL FUND ACCOUNTS COVERING THE PERIOD JULY 1, 2017 TO JUNE 30, 2018  
ESTIMATE OF NEEDS FOR 2018-2019

EXHIBIT "A"

Schedule 4, Miscellaneous Revenue		
SOURCE	2017-18 ACCOUNT	
	AMOUNT ESTIMATED	ACTUALLY COLLECTED
<b>1000 DISTRICT SOURCES OF REVENUE:</b>		
1200 Tuition & Fees	\$ 684,500.00	\$ 859,778.78
1300 Earnings on Investments and Bond Sales	\$ 22,231.60	\$ 74,011.86
1400 Rental, Disposals and Commissions	\$ 185,125.00	\$ 476,432.78
1500 Reimbursements	\$ 60,000.00	\$ 218,518.64
1600 Other Local Sources of Revenue	\$ 35,600.00	\$ 67,191.33
1700 Child Nutrition Programs	\$ 0.00	\$ 0.00
1800 Athletics	\$ 0.00	\$ 0.00
<b>TOTAL</b>	<b>\$ 987,456.60</b>	<b>\$ 1,695,933.39</b>
<b>2000 INTERMEDIATE SOURCES OF REVENUE:</b>		
2100 County 4 Mill Ad Valorem Tax	\$ 0.00	\$ 0.00
2200 County Apportionment (Mortgage Tax)	\$ 0.00	\$ 0.00
2300 Resale of Property Fund Distribution	\$ 0.00	\$ 0.00
2910 Other Intermediate Sources of Revenue	\$ 0.00	\$ 0.00
<b>TOTAL</b>	<b>\$ 0.00</b>	<b>\$ 0.00</b>
<b>3000 STATE SOURCES OF REVENUE:</b>		
3110 Gross Production Tax	\$ 0.00	\$ 0.00
3120 Motor Vehicle Collections	\$ 0.00	\$ 0.00
3130 Rural Electric Cooperative Tax	\$ 0.00	\$ 0.00
3140 State School Land Earnings	\$ 0.00	\$ 0.00
3150 Vehicle Tax Stamps	\$ 0.00	\$ 0.00
3160 Farm Implement Tax Stamps	\$ 0.00	\$ 0.00
3170 Trailers and Mobile Homes	\$ 0.00	\$ 0.00
3190 Other Dedicated Revenue	\$ 0.00	\$ 0.00
3100 Total Dedicated Revenue	\$ 0.00	\$ 0.00
3210 Foundation and Salary Incentive Aid	\$ 0.00	\$ 0.00
3220 Mid-Term Adjustment For Attendance	\$ 0.00	\$ 0.00
3230 Teacher Consultant Stipend	\$ 0.00	\$ 0.00
3240 Disaster Assistance	\$ 0.00	\$ 0.00
3250 Flexible Benefit Allowance	\$ 0.00	\$ 0.00
3200 Total State Aid - General Operations - Non-Categorical	\$ 0.00	\$ 0.00
3300 State Aid - Competitive Grants - Categorical	\$ 0.00	\$ 0.00
3400 State - Categorical	\$ 0.00	\$ 20,000.00
3500 Special Programs	\$ 0.00	\$ 0.00
3600 Other State Sources of Revenue	\$ 0.00	\$ 0.00
3700 Child Nutrition Program	\$ 0.00	\$ 0.00
3800 State Vocational Programs - Multi-Source	\$ 3,765,428.00	\$ 3,756,519.17
<b>TOTAL</b>	<b>\$ 3,765,428.00</b>	<b>\$ 3,776,519.17</b>
<b>4000 FEDERAL SOURCES OF REVENUE:</b>		
4100 Grants-In-Aid Direct From The Federal Government	\$ 0.00	\$ 0.00
4200 Disadvantaged Students	\$ 0.00	\$ 0.00
4300 Individuals With Disabilities	\$ 0.00	\$ 0.00
4400 No Child Left Behind	\$ 0.00	\$ 0.00
4500 Grants-In-Aid Passed Through Other State/Intermediate Sources	\$ 0.00	\$ 0.00
4600 Other Federal Sources Passed Through State Dept Of Education	\$ 0.00	\$ 0.00
4700 Child Nutrition Programs	\$ 0.00	\$ 0.00
4800 Federal Vocational Education	\$ 597,538.00	\$ 1,929,413.68
<b>TOTAL</b>	<b>\$ 597,538.00</b>	<b>\$ 1,929,413.68</b>
<b>5000 NON-REVENUE RECEIPTS:</b>		
5100 Return of Assets	\$ 0.00	\$ 3,583.30
<b>GRAND TOTAL</b>	<b>\$ 5,350,422.60</b>	<b>\$ 7,405,449.54</b>





GENERAL FUND ACCOUNTS COVERING THE PERIOD JULY 1, 2017 TO JUNE 30, 2018  
ESTIMATE OF NEEDS FOR 2018-2019

EXHIBIT "A"

Schedule 5, Expenditures General Fund Cash Accounts of Current and all Prior Years		2017-18
<b>CURRENT AND ALL PRIOR YEARS</b>		
Cash Balance Reported to Excise Board 6-30-2017	\$	0.00
Cash Fund Balance Transferred Out		
Cash Fund Balance Transferred In	\$	6,727,937.81
Adjusted Cash Balance	\$	6,727,937.81
Ad Valorem Tax Apportioned To Year In Caption	\$	9,480,366.84
Miscellaneous Revenue (Schedule 4)	\$	7,405,449.54
Cash Fund Balance Forward From Preceding Year	\$	858,722.19
Prior Expenditures Recovered	\$	0.00
<b>TOTAL RECEIPTS</b>	\$	17,744,538.57
<b>TOTAL RECEIPTS AND BALANCE</b>	\$	24,472,476.38
Warrants Paid of Year in Caption	\$	17,227,733.26
Interest Paid Thereon	\$	0.00
Bank Fees and Cash Charges	\$	0.00
<b>TOTAL DISBURSEMENTS</b>	\$	17,227,733.26
<b>CASH BALANCE JUNE 30, 2018</b>	\$	7,244,743.12
Reserve for Warrants Outstanding	\$	165,793.96
Reserve for Interest on Warrants	\$	0.00
Reserves From Schedule 8	\$	764,225.14
<b>TOTAL LIABILITIES AND RESERVE</b>	\$	930,019.10
<b>DEFICIT:</b>	\$	0.00
<b>CASH FUND BALANCE FORWARD TO SUCCEEDING YEAR</b>	\$	6,314,724.02

Schedule 6, General Fund Warrant Account of Current and All Prior Years		2017-18
<b>CURRENT AND ALL PRIOR YEARS</b>		
Warrants Outstanding 6-30 of Year in Caption	\$	17,393,527.22
Warrants Registered During Year	\$	17,393,527.22
<b>TOTAL</b>	\$	17,227,733.26
Warrants Paid During Year	\$	0.00
Warrants Converted to Bonds or Judgments	\$	0.00
Warrants Cancelled	\$	0.00
Warrants estopped by Statute	\$	0.00
<b>TOTAL WARRANTS RETIRED</b>	\$	17,227,733.26
<b>BALANCE WARRANTS OUTSTANDING JUNE 30, 2018</b>	\$	165,793.96

Schedule 7, 2017 Ad Valorem Tax Account			
2017 Net Valuation Certified To County Excise Board	\$	8.140 Mills	Amount
Total Proceeds of Levy as Certified			\$ 10,191,943.20
Additions:			\$ 0.00
Deductions:			\$ 0.00
Gross Balance Tax			\$ 10,191,943.20
Less Reserve for Delinquent Tax			\$ 926,540.29
Reserve for Protests Pending			\$ 0.00
Balance Available Tax			\$ 9,265,402.91
Deduct 2017 Tax Apportioned			\$ 9,480,366.84
Net Balance 2017 Tax in Process of Collection			\$ 0.00
Excess Collections			\$ 214,963.93



GENERAL FUND ACCOUNTS COVERING THE PERIOD JULY 1, 2017 TO JUNE 30, 2018  
ESTIMATE OF NEEDS FOR 2018-2019

EXHIBIT "A"

Schedule 8, Report of Prior Year Expenditures				
APPROPRIATED ACCOUNTS	FISCAL YEAR ENDING JUNE 30, 2017			APPROPRIATIONS ORIGINAL
	RESERVES 06-30-2017	WARRANTS SINCE ISSUED	BALANCE LAPSED APPROPRIATIONS	
1000 INSTRUCTION	\$ 65,677.97	\$ 54,765.41	\$ 10,912.56	\$ 7,044,349.25
2000 SUPPORT SERVICES:				
2100 Support Services - Students	\$ 6,335.39	\$ 922.63	\$ 5,412.76	\$ 1,672,903.91
2200 Support Services - Instructional Staff	\$ 2,175.35	\$ 79.60	\$ 2,095.75	\$ 681,428.32
2300 Support Services - General Administration	\$ 10,660.19	\$ 7,358.67	\$ 3,301.52	\$ 509,412.73
2400 Support Services - School Administration	\$ 26,172.69	\$ 13,198.62	\$ 12,974.07	\$ 3,206,467.34
2500 Support Services - Business	\$ 66,110.80	\$ 61,114.37	\$ 4,996.43	\$ 1,962,351.64
2600 Operations And Maintenance of Plant Services	\$ 210,410.94	\$ 179,360.61	\$ 31,050.33	\$ 2,045,544.96
2700 Student Transportation Services	\$ 89,994.96	\$ 13,142.96	\$ 76,852.00	\$ 1,225,271.28
2800 Support Services - Central	\$ 0.00	\$ 0.00	\$ 0.00	\$ 0.00
2900 Other Support Services	\$ 0.00	\$ 0.00	\$ 0.00	\$ 0.00
TOTAL	\$ 411,860.32	\$ 275,177.46	\$ 136,682.86	\$ 11,303,380.18
3000 OPERATION OF NON-INSTRUCTION SERVICES:				
3100 Child Nutrition Programs Operations	\$ 0.00	\$ 0.00	\$ 0.00	\$ 136,012.50
3200 Other Enterprise Service Operations	\$ 113,945.06	\$ 101,478.98	\$ 12,466.08	\$ 701,836.57
3300 Community Services Operations	\$ 250.02	\$ 727.29	\$ (477.27)	\$ 97,464.56
TOTAL	\$ 114,195.08	\$ 102,206.27	\$ 11,988.81	\$ 935,313.63
4000 FACILITIES ACQUISITION & CONSTRUCTION SERVICES:				
4100 Supv. of Facilities Acquisition and Construction	\$ 0.00	\$ 0.00	\$ 0.00	\$ 0.00
4200 Site Acquisition Services	\$ 0.00	\$ 0.00	\$ 0.00	\$ 0.00
4300 Site Improvement Services	\$ 0.00	\$ 0.00	\$ 0.00	\$ 0.00
4400 Architecture and Engineering Services	\$ 0.00	\$ 0.00	\$ 0.00	\$ 0.00
4500 Educational Specifications Development Services	\$ 0.00	\$ 0.00	\$ 0.00	\$ 0.00
4600 Building Acquisition and Construction Services	\$ 300.00	\$ 70.79	\$ 229.21	\$ 38,158.00
4700 Building Improvement Services	\$ 160.92	\$ 0.00	\$ 160.92	\$ 9,657.12
4900 Other Facilities Acquisition and Const. Services	\$ 0.00	\$ 0.00	\$ 0.00	\$ 0.00
TOTAL	\$ 460.92	\$ 70.79	\$ 390.13	\$ 47,815.12
5000 OTHER OUTLAYS:				
5100 Debt Service	\$ 0.00	\$ 0.00	\$ 0.00	\$ 0.00
5200 Reimbursement (Child Nutrition Fund)	\$ 0.00	\$ 0.00	\$ 0.00	\$ 1,100.00
5300 Clearing Account	\$ 0.00	\$ 0.00	\$ 0.00	\$ 159,794.13
5400 Indirect Cost Entitlement	\$ 0.00	\$ 0.00	\$ 0.00	\$ 5,729.81
5500 Private Nonprofit Schools	\$ 0.00	\$ 0.00	\$ 0.00	\$ 0.00
5600 Correcting Entry	\$ 0.00	\$ 0.00	\$ 0.00	\$ 1,378.42
TOTAL	\$ 0.00	\$ 0.00	\$ 0.00	\$ 168,002.36
7000 OTHER USES	\$ 126.50	\$ 0.00	\$ 126.50	\$ 1,810,549.25
8000 REPAYMENTS	\$ 0.00	\$ 0.00	\$ 0.00	\$ 34,353.53
TOTAL GENERAL FUND	\$ 592,320.79	\$ 432,219.93	\$ 160,100.86	\$ 21,343,763.32
Bank Fees and Cash Charges	\$ 0.00	\$ 0.00	\$ 0.00	\$ 0.00
Provision for Interest on Warrants	\$ 0.00	\$ 0.00	\$ 0.00	\$ 0.00
GRAND TOTAL	\$ 592,320.79	\$ 432,219.93	\$ 160,100.86	\$ 21,343,763.32

ESTIMATE OF NEEDS FOR THE FISCAL YEAR 2018-2019
PURPOSE:
Current Expense
Interest
Pro rata share of County Assessor's Budget as determined by County Excise Board
GRAND TOTAL - Home School

GENERAL FUND ACCOUNTS COVERING THE PERIOD JULY 1, 2017 TO JUNE 30, 2018  
ESTIMATE OF NEEDS FOR 2018-2019

EXHIBIT "A"

Page 12

FISCAL YEAR ENDING JUNE 30, 2018						FISCAL YEAR 2017-2018
APPROPRIATIONS		NET AMOUNT	WARRANTS ISSUED	RESERVES	LAPSED BALANCE KNOWN TO BE UNENCUMBERED	EXPENDITURES FOR CURRENT EXPENSE PURPOSES
SUPPLEMENTAL ADJUSTMENTS ADDED	CANCELLED					
\$ 0.00	\$ 0.00	\$ 7,044,349.25	\$ 6,226,803.74	\$ 159,207.45	\$ 658,338.06	\$ 6,386,011.19
\$ 0.00	\$ 0.00	\$ 1,672,903.91	\$ 1,500,662.64	\$ 20,033.31	\$ 152,207.96	\$ 1,520,695.95
\$ 0.00	\$ 0.00	\$ 681,428.32	\$ 479,852.67	\$ 1,920.72	\$ 199,654.93	\$ 481,773.39
\$ 0.00	\$ 0.00	\$ 509,412.73	\$ 406,273.10	\$ 9,641.03	\$ 93,498.60	\$ 415,914.13
\$ 0.00	\$ 0.00	\$ 3,206,467.34	\$ 2,488,939.29	\$ 20,740.66	\$ 696,787.39	\$ 2,509,679.95
\$ 0.00	\$ 0.00	\$ 1,962,351.64	\$ 1,523,418.21	\$ 45,255.51	\$ 393,677.92	\$ 1,568,673.72
\$ 0.00	\$ 0.00	\$ 2,045,544.96	\$ 1,511,947.96	\$ 328,082.58	\$ 205,514.42	\$ 1,840,030.54
\$ 0.00	\$ 0.00	\$ 1,225,271.28	\$ 996,248.98	\$ 58,682.75	\$ 170,339.55	\$ 1,054,931.73
\$ 0.00	\$ 0.00	\$ 0.00	\$ 0.00	\$ 0.00	\$ 0.00	\$ 0.00
\$ 0.00	\$ 0.00	\$ 0.00	\$ 0.00	\$ 0.00	\$ 0.00	\$ 0.00
\$ 0.00	\$ 0.00	\$ 11,303,380.18	\$ 8,907,342.85	\$ 484,356.56	\$ 1,911,680.77	\$ 9,391,699.41
\$ 0.00	\$ 0.00	\$ 136,012.50	\$ 65,840.88	\$ 0.01	\$ 70,171.61	\$ 65,840.89
\$ 0.00	\$ 0.00	\$ 701,836.57	\$ 432,363.66	\$ 69,234.62	\$ 200,238.29	\$ 501,598.28
\$ 0.00	\$ 0.00	\$ 97,464.56	\$ 65,779.89	\$ 2,671.35	\$ 29,013.32	\$ 68,451.24
\$ 0.00	\$ 0.00	\$ 935,313.63	\$ 563,984.43	\$ 71,905.98	\$ 299,423.22	\$ 635,890.41
\$ 0.00	\$ 0.00	\$ 0.00	\$ 0.00	\$ 0.00	\$ 0.00	\$ 0.00
\$ 0.00	\$ 0.00	\$ 0.00	\$ 0.00	\$ 0.00	\$ 0.00	\$ 0.00
\$ 0.00	\$ 0.00	\$ 0.00	\$ 0.00	\$ 0.00	\$ 0.00	\$ 0.00
\$ 0.00	\$ 0.00	\$ 0.00	\$ 0.00	\$ 0.00	\$ 0.00	\$ 0.00
\$ 0.00	\$ 0.00	\$ 0.00	\$ 0.00	\$ 0.00	\$ 0.00	\$ 0.00
\$ 0.00	\$ 0.00	\$ 38,158.00	\$ 48.63	\$ 6.57	\$ 38,102.80	\$ 55.20
\$ 0.00	\$ 0.00	\$ 9,657.12	\$ 0.00	\$ 0.00	\$ 9,657.12	\$ 0.00
\$ 0.00	\$ 0.00	\$ 0.00	\$ 0.00	\$ 0.00	\$ 0.00	\$ 0.00
\$ 0.00	\$ 0.00	\$ 47,815.12	\$ 48.63	\$ 6.57	\$ 47,759.92	\$ 55.20
\$ 0.00	\$ 0.00	\$ 0.00	\$ 0.00	\$ 0.00	\$ 0.00	\$ 0.00
\$ 0.00	\$ 0.00	\$ 1,100.00	\$ 0.00	\$ 0.00	\$ 1,100.00	\$ 0.00
\$ 0.00	\$ 0.00	\$ 159,794.13	\$ 0.00	\$ 0.00	\$ 159,794.13	\$ 0.00
\$ 0.00	\$ 0.00	\$ 5,729.81	\$ 0.00	\$ 0.00	\$ 5,729.81	\$ 0.00
\$ 0.00	\$ 0.00	\$ 0.00	\$ 0.00	\$ 0.00	\$ 0.00	\$ 0.00
\$ 0.00	\$ 0.00	\$ 1,378.42	\$ 807.89	\$ 0.00	\$ 570.53	\$ 807.89
\$ 0.00	\$ 0.00	\$ 168,002.36	\$ 807.89	\$ 0.00	\$ 167,194.47	\$ 807.89
\$ 0.00	\$ 0.00	\$ 1,810,549.25	\$ 1,681,831.99	\$ 48,748.58	\$ 79,968.68	\$ 1,730,580.57
\$ 0.00	\$ 0.00	\$ 34,353.53	\$ 12,707.69	\$ 0.00	\$ 21,645.84	\$ 12,707.69
\$ 0.00	\$ 0.00	\$ 21,343,763.32	\$ 17,393,527.22	\$ 764,225.14	\$ 3,186,010.96	\$ 18,157,752.36
\$ 0.00	\$ 0.00	\$ 0.00	\$ 0.00	\$ 0.00	\$ 0.00	\$ 0.00
\$ 0.00	\$ 0.00	\$ 0.00	\$ 0.00	\$ 0.00	\$ 0.00	\$ 0.00
\$ 0.00	\$ 0.00	\$ 21,343,763.32	\$ 17,393,527.22	\$ 764,225.14	\$ 3,186,010.96	\$ 18,157,752.36

	Estimate of Needs by Governing Board	Approved by County Excise Board
	\$ 21,580,156.67	\$ 21,580,156.67
	\$ 0.00	\$ 0.00
	\$ 0.00	\$ 0.00
	\$ 21,580,156.67	\$ 21,580,156.67

S.A. & I. Form 2661R06 Entity: Indian Capital Technology Center 4, Muskogee

4-Sep-2018

BUILDING FUND ACCOUNTS COVERING THE PERIOD JULY 1, 2017 TO JUNE 30, 2018  
ESTIMATE OF NEEDS FOR 2018-2019

EXHIBIT "B"

Page 13

Schedule 1, Current Balance Sheet - June 30, 2018	
	Amount
<b>ASSETS:</b>	
Cash Balance June 30, 2018	\$ 7,201,824.37
Investments	\$ 3,747,904.11
<b>TOTAL ASSETS</b>	<b>\$ 10,949,728.48</b>
<b>LIABILITIES AND RESERVES:</b>	
Warrants Outstanding	\$ 7,802.22
Reserve for Interest on Warrants	\$ 0.00
Reserves From Schedule 8	\$ 490,661.99
<b>TOTAL LIABILITIES AND RESERVES</b>	<b>\$ 498,464.21</b>
<b>CASH FUND BALANCE JUNE 30, 2018</b>	<b>\$ 10,451,264.27</b>
<b>TOTAL LIABILITIES, RESERVES AND CASH FUND BALANCE</b>	<b>\$ 10,949,728.48</b>

Schedule 2, Revenue and Requirements - 2017-2018		
	Detail	Total
<b>REVENUE:</b>		
Cash Balance June 30, 2017	\$ 10,269,260.98	
Cash Fund Balance Transferred From Prior Years	\$ 181,975.47	
Current Ad Valorem Tax Apportioned	\$ 2,364,288.51	
Miscellaneous Revenue Apportioned	\$ 193,626.65	
<b>TOTAL REVENUE</b>		<b>\$ 13,009,151.61</b>
<b>REQUIREMENTS:</b>		
Claims Paid by Warrants Issued & Transfer Fees Apportioned	\$ 2,067,225.35	
Reserves From Schedule 8	\$ 490,661.99	
Interest Paid on Warrants	\$ 0.00	
Bank Fees and Cash Charges	\$ 0.00	
Reserve for Interest on Warrants	\$ 0.00	
<b>TOTAL REQUIREMENTS</b>		<b>\$ 2,557,887.34</b>
<b>ADD: Cash Fund Balance as Per Balance Sheet 6-30-2018</b>		<b>\$ 10,451,264.27</b>
<b>TOTAL REQUIREMENTS AND CASH FUND BALANCE</b>		<b>\$ 13,009,151.61</b>

Schedule 3, Cash Fund Balance Analysis - June 30, 2018		Amount
<b>ADDITIONS:</b>		
Miscellaneous Revenue Collected in Excess of Estimates-Net		\$ 193,626.65
Warrants Estopped, Cancelled or Converted		\$ 0.00
Fiscal Year 2017-18 Lapsed Appropriations		\$ 10,030,653.80
Fiscal Year 2016-17 Lapsed Appropriations		\$ 8,871.03
Ad Valorem Tax Collections in Excess of Estimates		\$ 45,008.35
Prior Year Ad Valorem Tax		\$ 173,104.44
<b>TOTAL ADDITIONS</b>		<b>\$ 10,451,264.27</b>
<b>DEDUCTIONS:</b>		
Supplemental Appropriations		\$ 0.00
Current Tax in Process of Collection		\$ 0.00
<b>TOTAL DEDUCTIONS</b>		<b>\$ 0.00</b>
<b>Cash Fund Balance as per Balance Sheet 6-30-2018</b>		<b>\$ 10,451,264.27</b>
<b>Composition of Cash Fund Balance</b>		
Cash		\$ 10,451,264.27
<b>Cash Fund Balance as per Balance Sheet 6-30-2018</b>		<b>\$ 10,451,264.27</b>

BUILDING FUND ACCOUNTS COVERING THE PERIOD JULY 1, 2017 TO JUNE 30, 2018  
ESTIMATE OF NEEDS FOR 2018-2019

EXHIBIT "B"

Schedule 4, Miscellaneous Revenue	2017-18 ACCOUNT	
	AMOUNT ESTIMATED	ACTUALLY COLLECTED
<b>SOURCE</b>		
<b>1000 DISTRICT SOURCES OF REVENUE:</b>		
1200 Tuition & Fees	\$ 0.00	\$ 0.00
1300 Earnings on Investments and Bond Sales	\$ 0.00	\$ 5,242.06
1400 Rental, Disposals and Commissions	\$ 0.00	\$ 175,750.52
1500 Reimbursements	\$ 0.00	\$ 12,634.07
1600 Other Local Sources of Revenue	\$ 0.00	\$ 0.00
1700 Child Nutrition Programs	\$ 0.00	\$ 0.00
1800 Athletics	\$ 0.00	\$ 0.00
<b>TOTAL</b>	\$ 0.00	\$ 193,626.65
<b>2000 INTERMEDIATE SOURCES OF REVENUE:</b>		
2100 County 4 Mill Ad Valorem Tax	\$ 0.00	\$ 0.00
2200 County Apportionment (Mortgage Tax)	\$ 0.00	\$ 0.00
2300 Resale of Property Fund Distribution	\$ 0.00	\$ 0.00
2900 Other Intermediate Sources of Revenue	\$ 0.00	\$ 0.00
<b>TOTAL</b>	\$ 0.00	\$ 0.00
<b>3000 STATE SOURCES OF REVENUE:</b>		
3110 Gross Production Tax	\$ 0.00	\$ 0.00
3120 Motor Vehicle Collections	\$ 0.00	\$ 0.00
3130 Rural Electric Cooperative Tax	\$ 0.00	\$ 0.00
3140 State School Land Earnings	\$ 0.00	\$ 0.00
3150 Vehicle Tax Stamps	\$ 0.00	\$ 0.00
3160 Farm Implement Tax Stamps	\$ 0.00	\$ 0.00
3170 Trailers and Mobile Homes	\$ 0.00	\$ 0.00
3190 Other Dedicated Revenue	\$ 0.00	\$ 0.00
3100 Total Dedicated Revenue	\$ 0.00	\$ 0.00
3210 Foundation and Salary Incentive Aid	\$ 0.00	\$ 0.00
3220 Mid-Term Adjustment For Attendance	\$ 0.00	\$ 0.00
3230 Teacher Consultant Stipend	\$ 0.00	\$ 0.00
3240 Disaster Assistance	\$ 0.00	\$ 0.00
3250 Flexible Benefit Allowance	\$ 0.00	\$ 0.00
3200 Total State Aid - General Operations - Non-Categorical	\$ 0.00	\$ 0.00
3300 State Aid - Competitive Grants - Categorical	\$ 0.00	\$ 0.00
3400 State - Categorical	\$ 0.00	\$ 0.00
3500 Special Programs	\$ 0.00	\$ 0.00
3600 Other State Sources of Revenue	\$ 0.00	\$ 0.00
3700 Child Nutrition Program	\$ 0.00	\$ 0.00
3800 State Vocational Programs - Multi-Source	\$ 0.00	\$ 0.00
<b>TOTAL</b>	\$ 0.00	\$ 0.00
<b>4000 FEDERAL SOURCES OF REVENUE:</b>		
4100 Grants-In-Aid Direct From The Federal Government	\$ 0.00	\$ 0.00
4200 Disadvantaged Students	\$ 0.00	\$ 0.00
4300 Individuals With Disabilities	\$ 0.00	\$ 0.00
4400 No Child Left Behind	\$ 0.00	\$ 0.00
4500 Grants-In-Aid Passed Through Other State/Intermediate Sources	\$ 0.00	\$ 0.00
4600 Other Federal Sources Passed Through State Dept Of Education	\$ 0.00	\$ 0.00
4700 Child Nutrition Programs	\$ 0.00	\$ 0.00
4800 Federal Vocational Education	\$ 0.00	\$ 0.00
<b>TOTAL</b>	\$ 0.00	\$ 0.00
<b>5000 NON-REVENUE RECEIPTS:</b>		
5100 Return of Assets	\$ 0.00	\$ 0.00
<b>GRAND TOTAL</b>	\$ 0.00	\$ 193,626.65





BUILDING FUND ACCOUNTS COVERING THE PERIOD JULY 1, 2017 TO JUNE 30, 2018  
ESTIMATE OF NEEDS FOR 2018-2019

EXHIBIT "B"

Schedule 5, Expenditures Building Fund Cash Accounts of Current and all Prior Years	
	2017-18
<b>CURRENT AND ALL PRIOR YEARS</b>	
Cash Balance Reported to Excise Board 6-30-2017	\$ 0.00
Cash Fund Balance Transferred Out	
Cash Fund Balance Transferred In	\$ 10,269,260.98
Adjusted Cash Balance	\$ 10,269,260.98
Ad Valorem Tax Apportioned To Year In Caption	\$ 2,364,288.51
Miscellaneous Revenue (Schedule 4)	\$ 193,626.65
Cash Fund Balance Forward From Preceding Year	\$ 181,975.47
Prior Expenditures Recovered	\$ 0.00
<b>TOTAL RECEIPTS</b>	<b>\$ 2,739,890.63</b>
<b>TOTAL RECEIPTS AND BALANCE</b>	<b>\$ 13,009,151.61</b>
Warrants Paid of Year in Caption	\$ 2,059,423.13
Interest Paid Thereon	\$ 0.00
Bank Fees and Cash Charges	\$ 0.00
<b>TOTAL DISBURSEMENTS</b>	<b>\$ 2,059,423.13</b>
<b>CASH BALANCE JUNE 30, 2018</b>	<b>\$ 10,949,728.48</b>
Reserve for Warrants Outstanding	\$ 7,802.22
Reserve for Interest on Warrants	\$ 0.00
Reserves From Schedule 8	\$ 490,661.99
<b>TOTAL LIABILITIES AND RESERVE</b>	<b>\$ 498,464.21</b>
DEFICIT: (Red Figure)	\$ 0.00
<b>CASH FUND BALANCE FORWARD TO SUCCEEDING YEAR</b>	<b>\$ 10,451,264.27</b>

Schedule 6, Building Fund Warrant Account of Current and All Prior Years	
	2017-18
<b>CURRENT AND ALL PRIOR YEARS</b>	
Warrants Outstanding 6-30 of Year in Caption	
Warrants Registered During Year	\$ 2,067,225.35
<b>TOTAL</b>	<b>\$ 2,067,225.35</b>
Warrants Paid During Year	\$ 2,059,423.13
Warrants Converted to Bonds or Judgments	\$ 0.00
Warrants Cancelled	\$ 0.00
Warrants estopped by Statute	\$ 0.00
<b>TOTAL WARRANTS RETIRED</b>	<b>\$ 2,059,423.13</b>
<b>BALANCE WARRANTS OUTSTANDING JUNE 30, 2018</b>	<b>\$ 7,802.22</b>

Schedule 7, 2017 Ad Valorem Tax Account			
			Amount
2017 Net Valuation Certified To County Excise Board	\$ 1,252,114,647.00	2.040 Mills	
Total Proceeds of Levy as Certified			\$ 2,551,208.18
Additions:			\$ 0.00
Deductions:			\$ 0.00
Gross Balance Tax			\$ 2,551,208.18
Less Reserve for Delinquent Tax			\$ 231,928.02
Reserve for Protests Pending			\$ 0.00
Balance Available Tax			\$ 2,319,280.16
Deduct 2017 Tax Apportioned			\$ 2,364,288.51
Net Balance 2017 Tax in Process of Collection			\$ 0.00
Excess Collections			\$ 45,008.35

BUILDING FUND ACCOUNTS COVERING THE PERIOD JULY 1, 2017 TO JUNE 30, 2018  
ESTIMATE OF NEEDS FOR 2018-2019

EXHIBIT "B"

Page 17

Schedule 5, (Continued)						
2016-17	2015-16	2014-15	2013-14	2012-13	2011-12	TOTAL
\$ 10,772,209.11	\$ 41,760.85	\$ 0.00	\$ 0.00	\$ 0.00	\$ 0.00	\$ 10,813,969.96
\$ 10,269,260.98	\$ 0.00	\$ 0.00	\$ 0.00	\$ 0.00	\$ 0.00	\$ 10,269,260.98
\$ 0.00	\$ 0.00	\$ 0.00	\$ 0.00	\$ 0.00	\$ 0.00	\$ 10,269,260.98
\$ 502,948.13	\$ 41,760.85	\$ 0.00	\$ 0.00	\$ 0.00	\$ 0.00	\$ 10,813,969.96
\$ 173,104.44	\$ 0.00	\$ 0.00	\$ 0.00	\$ 0.00	\$ 0.00	\$ 2,537,392.95
\$ 0.00	\$ 0.00	\$ 0.00	\$ 0.00	\$ 0.00	\$ 0.00	\$ 193,626.65
\$ 0.00	\$ 0.00	\$ 0.00	\$ 0.00	\$ 0.00	\$ 0.00	\$ 181,975.47
\$ 0.00	\$ 0.00	\$ 0.00	\$ 0.00	\$ 0.00	\$ 0.00	\$ 0.00
\$ 173,104.44	\$ 0.00	\$ 0.00	\$ 0.00	\$ 0.00	\$ 0.00	\$ 2,912,995.07
\$ 676,052.57	\$ 41,760.85	\$ 0.00	\$ 0.00	\$ 0.00	\$ 0.00	\$ 13,726,965.03
\$ 494,077.10	\$ 41,760.85	\$ 0.00	\$ 0.00	\$ 0.00	\$ 0.00	\$ 2,595,261.08
\$ 0.00	\$ 0.00	\$ 0.00	\$ 0.00	\$ 0.00	\$ 0.00	\$ 0.00
\$ 0.00	\$ 0.00	\$ 0.00	\$ 0.00	\$ 0.00	\$ 0.00	\$ 0.00
\$ 494,077.10	\$ 41,760.85	\$ 0.00	\$ 0.00	\$ 0.00	\$ 0.00	\$ 2,595,261.08
\$ 181,975.47	\$ 0.00	\$ 0.00	\$ 0.00	\$ 0.00	\$ 0.00	\$ 11,131,703.95
\$ 0.00	\$ 0.00	\$ 0.00	\$ 0.00	\$ 0.00	\$ 0.00	\$ 7,802.22
\$ 0.00	\$ 0.00	\$ 0.00	\$ 0.00	\$ 0.00	\$ 0.00	\$ 0.00
\$ 0.00	\$ 0.00	\$ 0.00	\$ 0.00	\$ 0.00	\$ 0.00	\$ 490,661.99
\$ 0.00	\$ 0.00	\$ 0.00	\$ 0.00	\$ 0.00	\$ 0.00	\$ 498,464.21
\$ 0.00	\$ 0.00	\$ 0.00	\$ 0.00	\$ 0.00	\$ 0.00	\$ 0.00
\$ 181,975.47	\$ 0.00	\$ 0.00	\$ 0.00	\$ 0.00	\$ 0.00	\$ 10,633,239.74

Schedule 6, (Continued)						
2016-17	2015-16	2014-15	2013-14	2012-13	2011-12	TOTAL
\$ 5,995.00	\$ 41,760.85	\$ 0.00	\$ 0.00	\$ 0.00	\$ 0.00	\$ 47,755.85
\$ 488,082.10	\$ 0.00	\$ 0.00	\$ 0.00	\$ 0.00	\$ 0.00	\$ 2,555,307.45
\$ 494,077.10	\$ 41,760.85	\$ 0.00	\$ 0.00	\$ 0.00	\$ 0.00	\$ 2,603,063.30
\$ 494,077.10	\$ 41,760.85	\$ 0.00	\$ 0.00	\$ 0.00	\$ 0.00	\$ 2,595,261.08
\$ 0.00	\$ 0.00	\$ 0.00	\$ 0.00	\$ 0.00	\$ 0.00	\$ 0.00
\$ 0.00	\$ 0.00	\$ 0.00	\$ 0.00	\$ 0.00	\$ 0.00	\$ 0.00
\$ 0.00	\$ 0.00	\$ 0.00	\$ 0.00	\$ 0.00	\$ 0.00	\$ 0.00
\$ 494,077.10	\$ 41,760.85	\$ 0.00	\$ 0.00	\$ 0.00	\$ 0.00	\$ 2,595,261.08
\$ 0.00	\$ 0.00	\$ 0.00	\$ 0.00	\$ 0.00	\$ 0.00	\$ 7,802.22

Schedule 9, Building Fund Investments						
INVESTED IN	Investments On Hand June 30, 2017	Since Purchased	Liquidations		Barred by Court Order	Investments On Hand June 30, 2018
			By Collection Of Cost	Amortized Premium		
CD's	\$ 3,717,479.35	\$ 3,747,904.11	\$ 3,717,479.35	\$ 0.00	\$ 0.00	\$ 3,747,904.11
						\$ 0.00
						\$ 0.00
						\$ 0.00
						\$ 0.00
						\$ 0.00
						\$ 0.00
						\$ 0.00
						\$ 0.00
<b>TOTAL INVEST</b>	<b>\$ 3,717,479.35</b>	<b>\$ 3,747,904.11</b>	<b>\$ 3,717,479.35</b>	<b>\$ 0.00</b>	<b>\$ 0.00</b>	<b>\$ 3,747,904.11</b>

BUILDING FUND ACCOUNTS COVERING THE PERIOD JULY 1, 2017 TO JUNE 30, 2018  
ESTIMATE OF NEEDS FOR 2018-2019

EXHIBIT "B"

Schedule 8, Report of Prior Year Expenditures

APPROPRIATED ACCOUNTS	FISCAL YEAR ENDING JUNE 30, 2017			APPROPRIATIONS ORIGINAL
	RESERVES 06-30-2017	WARRANTS SINCE ISSUED	BALANCE LAPSED APPROPRIATIONS	
1000 INSTRUCTION	\$ 211,343.89	\$ 208,142.84	\$ 3,201.05	\$ 782,157.83
2000 SUPPORT SERVICES:				
2100 Support Services - Students	\$ 0.00	\$ 0.00	\$ 0.00	\$ 41,266.16
2200 Support Services - Instructional Staff	\$ 0.00	\$ 0.00	\$ 0.00	\$ 509,550.00
2300 Support Services - General Administration	\$ 0.00	\$ 9.52	\$ (9.52)	\$ 13,966.00
2400 Support Services - School Administration	\$ 20,440.05	\$ 19,260.74	\$ 1,179.31	\$ 350,223.88
2500 Support Services - Business	\$ 0.00	\$ 0.00	\$ 0.00	\$ 36,284.00
2600 Operations And Maintenance of Plant Services	\$ 25,385.00	\$ 25,035.00	\$ 350.00	\$ 740,800.04
2700 Student Transportation Services	\$ 0.00	\$ 0.00	\$ 0.00	\$ 281,000.00
2800 Support Services - Central	\$ 0.00	\$ 0.00	\$ 0.00	\$ 0.00
2900 Other Support Services	\$ 0.00	\$ 0.00	\$ 0.00	\$ 0.00
<b>TOTAL</b>	<b>\$ 45,825.05</b>	<b>\$ 44,305.26</b>	<b>\$ 1,519.79</b>	<b>\$ 1,973,090.08</b>
3000 OPERATION OF NON-INSTRUCTION SERVICES:				
3100 Child Nutrition Programs Operations	\$ 0.00	\$ 0.00	\$ 0.00	\$ 0.00
3200 Other Enterprise Service Operations	\$ 0.00	\$ 0.00	\$ 0.00	\$ 0.00
3300 Community Services Operations	\$ 0.00	\$ 0.00	\$ 0.00	\$ 2,750.00
<b>TOTAL</b>	<b>\$ 0.00</b>	<b>\$ 0.00</b>	<b>\$ 0.00</b>	<b>\$ 2,750.00</b>
4000 FACILITIES ACQUISITION & CONSTRUCTION SERVICES:				
4100 Supv. of Facilities Acquisition and Construction	\$ 0.00	\$ 0.00	\$ 0.00	\$ 0.00
4200 Site Acquisition Services	\$ 0.00	\$ 0.00	\$ 0.00	\$ 5,000.00
4300 Site Improvement Services	\$ 83,290.00	\$ 74,155.66	\$ 9,134.34	\$ 400,503.01
4400 Architecture and Engineering Services	\$ 0.00	\$ 0.00	\$ 0.00	\$ 0.00
4500 Educational Specifications Development Services	\$ 0.00	\$ 0.00	\$ 0.00	\$ 0.00
4600 Building Acquisition and Construction Services	\$ 20,147.00	\$ 25,131.15	\$ (4,984.15)	\$ 1,270,007.53
4700 Building Improvement Services	\$ 136,347.19	\$ 136,347.19	\$ 0.00	\$ 647,644.08
4900 Other Facilities Acquisition and Const. Services	\$ 0.00	\$ 0.00	\$ 0.00	\$ 18,500.00
<b>TOTAL</b>	<b>\$ 239,784.19</b>	<b>\$ 235,634.00</b>	<b>\$ 4,150.19</b>	<b>\$ 2,341,654.62</b>
5000 OTHER OUTLAYS:				
5100 Debt Service	\$ 0.00	\$ 0.00	\$ 0.00	\$ 0.00
5200 Reimbursement (Child Nutrition Fund)	\$ 0.00	\$ 0.00	\$ 0.00	\$ 0.00
5300 Clearing Account	\$ 0.00	\$ 0.00	\$ 0.00	\$ 7,488,888.61
5400 Indirect Cost Entitlement	\$ 0.00	\$ 0.00	\$ 0.00	\$ 0.00
5500 Private Nonprofit Schools	\$ 0.00	\$ 0.00	\$ 0.00	\$ 0.00
5600 Correcting Entry	\$ 0.00	\$ 0.00	\$ 0.00	\$ 0.00
<b>TOTAL</b>	<b>\$ 0.00</b>	<b>\$ 0.00</b>	<b>\$ 0.00</b>	<b>\$ 7,488,888.61</b>
7000 OTHER USES	\$ 0.00	\$ 0.00	\$ 0.00	\$ 0.00
8000 REPAYMENTS	\$ 0.00	\$ 0.00	\$ 0.00	\$ 0.00
<b>TOTAL BUILDING FUND</b>	<b>\$ 496,953.13</b>	<b>\$ 488,082.10</b>	<b>\$ 8,871.03</b>	<b>\$ 12,588,541.14</b>
Bank Fees and Cash Charges	\$ 0.00	\$ 0.00	\$ 0.00	\$ 0.00
Provision for Interest on Warrants	\$ 0.00	\$ 0.00	\$ 0.00	\$ 0.00
<b>GRAND TOTAL</b>	<b>\$ 496,953.13</b>	<b>\$ 488,082.10</b>	<b>\$ 8,871.03</b>	<b>\$ 12,588,541.14</b>

ESTIMATE OF NEEDS FOR THE FISCAL YEAR 2018-2019

PURPOSE:

Current Expense

Interest

Pro rata share of County Assessor's Budget by County Excise Board

**GRAND TOTAL - Home School**

S.A. & I. Form 2661R06 Entity: Indian Capital Technology Center 4, Muskogee

4-Sep-2018

BUILDING FUND ACCOUNTS COVERING THE PERIOD JULY 1, 2017 TO JUNE 30, 2018  
ESTIMATE OF NEEDS FOR 2018-2019

EXHIBIT "B"

Page 19

FISCAL YEAR ENDING JUNE 30, 2018						FISCAL YEAR 2017-2018
APPROPRIATIONS		NET AMOUNT	WARRANTS ISSUED	RESERVES	LAPSED BALANCE KNOWN TO BE UNENCUMBERED	EXPENDITURES FOR CURRENT EXPENSE PURPOSES
SUPPLEMENTAL ADJUSTMENTS ADDED	CANCELLED					
\$ 0.00	\$ 0.00	\$ 782,157.83	\$ 375,956.30	\$ 98,163.12	\$ 308,038.41	\$ 474,119.42
\$ 0.00	\$ 0.00	\$ 41,266.16	\$ 2,849.71	\$ 1,857.98	\$ 36,558.47	\$ 4,707.69
\$ 0.00	\$ 0.00	\$ 509,550.00	\$ 132,662.34	\$ 1,500.00	\$ 375,387.66	\$ 134,162.34
\$ 0.00	\$ 0.00	\$ 13,966.00	\$ 1,682.49	\$ 167.51	\$ 12,116.00	\$ 1,850.00
\$ 0.00	\$ 0.00	\$ 350,223.88	\$ 60,296.92	\$ 4,703.70	\$ 285,223.26	\$ 65,000.62
\$ 0.00	\$ 0.00	\$ 36,284.00	\$ 9,000.00	\$ 0.00	\$ 27,284.00	\$ 9,000.00
\$ 0.00	\$ 0.00	\$ 740,800.04	\$ 71,967.11	\$ 40,472.86	\$ 628,360.07	\$ 112,439.97
\$ 0.00	\$ 0.00	\$ 281,000.00	\$ 0.00	\$ 74,995.00	\$ 206,005.00	\$ 74,995.00
\$ 0.00	\$ 0.00	\$ 0.00	\$ 0.00	\$ 0.00	\$ 0.00	\$ 0.00
\$ 0.00	\$ 0.00	\$ 0.00	\$ 0.00	\$ 0.00	\$ 0.00	\$ 0.00
\$ 0.00	\$ 0.00	\$ 1,973,090.08	\$ 278,458.57	\$ 123,697.05	\$ 1,570,934.46	\$ 402,155.62
\$ 0.00	\$ 0.00	\$ 0.00	\$ 0.00	\$ 0.00	\$ 0.00	\$ 0.00
\$ 0.00	\$ 0.00	\$ 0.00	\$ 0.00	\$ 0.00	\$ 0.00	\$ 0.00
\$ 0.00	\$ 0.00	\$ 2,750.00	\$ 0.00	\$ 0.00	\$ 2,750.00	\$ 0.00
\$ 0.00	\$ 0.00	\$ 2,750.00	\$ 0.00	\$ 0.00	\$ 2,750.00	\$ 0.00
\$ 0.00	\$ 0.00	\$ 0.00	\$ 0.00	\$ 0.00	\$ 0.00	\$ 0.00
\$ 0.00	\$ 0.00	\$ 5,000.00	\$ 1,363.00	\$ 0.00	\$ 3,637.00	\$ 1,363.00
\$ 0.00	\$ 0.00	\$ 400,503.01	\$ 263,634.86	\$ 0.00	\$ 136,868.15	\$ 263,634.86
\$ 0.00	\$ 0.00	\$ 0.00	\$ 0.00	\$ 0.00	\$ 0.00	\$ 0.00
\$ 0.00	\$ 0.00	\$ 0.00	\$ 0.00	\$ 0.00	\$ 0.00	\$ 0.00
\$ 0.00	\$ 0.00	\$ 1,270,007.53	\$ 818,146.05	\$ 123,621.27	\$ 328,240.21	\$ 941,767.32
\$ 0.00	\$ 0.00	\$ 647,644.08	\$ 329,666.57	\$ 145,180.55	\$ 172,796.96	\$ 474,847.12
\$ 0.00	\$ 0.00	\$ 18,500.00	\$ 0.00	\$ 0.00	\$ 18,500.00	\$ 0.00
\$ 0.00	\$ 0.00	\$ 2,341,654.62	\$ 1,412,810.48	\$ 268,801.82	\$ 660,042.32	\$ 1,681,612.30
\$ 0.00	\$ 0.00	\$ 0.00	\$ 0.00	\$ 0.00	\$ 0.00	\$ 0.00
\$ 0.00	\$ 0.00	\$ 0.00	\$ 0.00	\$ 0.00	\$ 0.00	\$ 0.00
\$ 0.00	\$ 0.00	\$ 7,488,888.61	\$ 0.00	\$ 0.00	\$ 7,488,888.61	\$ 0.00
\$ 0.00	\$ 0.00	\$ 0.00	\$ 0.00	\$ 0.00	\$ 0.00	\$ 0.00
\$ 0.00	\$ 0.00	\$ 0.00	\$ 0.00	\$ 0.00	\$ 0.00	\$ 0.00
\$ 0.00	\$ 0.00	\$ 0.00	\$ 0.00	\$ 0.00	\$ 0.00	\$ 0.00
\$ 0.00	\$ 0.00	\$ 7,488,888.61	\$ 0.00	\$ 0.00	\$ 7,488,888.61	\$ 0.00
\$ 0.00	\$ 0.00	\$ 0.00	\$ 0.00	\$ 0.00	\$ 0.00	\$ 0.00
\$ 0.00	\$ 0.00	\$ 0.00	\$ 0.00	\$ 0.00	\$ 0.00	\$ 0.00
\$ 0.00	\$ 0.00	\$ 12,588,541.14	\$ 2,067,225.35	\$ 490,661.99	\$ 10,030,653.80	\$ 2,557,887.34
\$ 0.00	\$ 0.00	\$ 0.00	\$ 0.00	\$ 0.00	\$ 0.00	\$ 0.00
\$ 0.00	\$ 0.00	\$ 0.00	\$ 0.00	\$ 0.00	\$ 0.00	\$ 0.00
\$ 0.00	\$ 0.00	\$ 12,588,541.14	\$ 2,067,225.35	\$ 490,661.99	\$ 10,030,653.80	\$ 2,557,887.34

	Estimate of Needs by Governing Board	Approved by County Excise Board
	\$ 12,859,480.22	\$ 12,859,480.22
	\$ 0.00	\$ 0.00
	\$ 0.00	\$ 0.00
	\$ 12,859,480.22	\$ 12,859,480.22

S.A. & I. Form 2661R06 Entity: Indian Capital Technology Center 4, Muskogee

4-Sep-2018

## CERTIFICATE OF EXCISE BOARD

State of Oklahoma, County of Muskogee

We, do further certify that we have examined the statement of estimated needs for the current fiscal year ending June 30, 2018, as certified by the Board of Education of Indian Capital Technology Center, District Number 4 of said County and State, and its financial statement for the preceding year, and in so doing we have diligently performed the duties imposed upon this Excise Board by 68 O. S. 2001 Section 3007, by (1) ascertaining that the financial statements, as to the statistics therein contained, reflect the true fiscal condition at the close of the fiscal year, our caused the same to be corrected so to show; (2) struck from the estimate of needs so submitted any items not authorized by law and reduced to the sum authorized by law and reduced to the sum authorized by law any items restricted by statute as to the amount lawfully expendable therefore; (3) supplemented such estimate, after appropriate action, by an estimate of needs prepared by this Excise Board to make provision for mandatory functions based upon statistics authoritatively submitted; (4) computed the total means available to each fund in the manner provided, applying the Governing Board's estimate of revenue to be derived from surplus tax of the immediately preceding year and from sources other than ad valorem tax, or reduced such estimate to not less than the lawfully authorized ratio of the several sums realized from such sources during the preceding fiscal year or to such lesser sum as may reasonably be anticipated under altered law or circumstances and using for such determination the basic collections of the preceding year and the ratios on which distribution or apportionment must be made during the ensuing or current year.

To the several and specific purposes of the estimated needs as certified, we have and do hereby appropriate the surplus balances of cash on hand of the prior year, estimates of income from sources other than ad valorem taxation within the limitation fixed by law, and the proceeds of ad valorem tax levy within the number of mills authorized, either by apportionment by the Legislature, allocation by the excise board or by legal election, all of which appropriations are made in so far as the available surpluses, revenues, and levies will permit, except in that we have also provided that, after deducting items consisting of cash and the revenue from all sources other than the 2018 tax and the proceeds of the 2018 tax levy are in excess of the residue of such appropriations, by a sum included for delinquent tax, computed at 10.0% of such residue. And provided further, if said School District has been ascertained to be a well defined State Aid District, the local budget, as approved and appropriated for, has been applied wholly to its operating accounts.

We further certify that the amount required to be raised from tax, excluding Homesteads, for General Revenue Fund purposes as approved, requires a total ad valorem tax levy of 8.00 Mills. Said levy is within the statutory limit, and if in excess, is within the constitutional limit and has been authorized by a vote of the people of said district, as shown by certificate of the School Board to-wit:

To this District, with valuations shown below, the Excise Board allocated 0.00 Mills, plus 5.000 Mills authorized by the constitution, plus an emergency levy of 0.000 Mills; plus local support levy of 3.000 Mills; for a total levy for the General Fund of 8.00 Mills.

We further certify that the amount required to be raised for building fund purposes as approved requires a tax levy of 2.000 Mills, and said levy has been certified as authorized by a vote of the people at an election held for that purpose. We further certify that Assessed Values used in computing Mill-vote levies have been applied as certified by the County Assessor.

We further certify that we have examined the within statements of account and estimated needs or requirements of the Governing Board of Indian Capital Technology Center District Number 4 of said County and State, in relation to the Sinking Fund or Funds thereof, and after finding the same correct or having caused the same to be corrected pursuant to 68 O.S. 2001 Section 3009, have approved the requirements therefore to extent of the excess of said total requirements over the total of items 2, 3, 6, and 12 of Exhibit "Y" and any other legal deduction, including a reserve of 10% for delinquent taxes.

S.A.&I. Form 2661R06 Entity: Indian Capital Technology Center No. 4, Muskogee

**CERTIFICATE OF EXCISE BOARD  
ESTIMATE OF NEEDS FOR 2018-2019**

EXHIBIT "Y"					
County Excise Board's Appropriation of Income and Revenue	General Fund	Building Fund	Co-op Fund	Child Nutrition Fund	New Sinking Fund (Exc. Homesteads)
Appropriation Approved and Provision Made	\$ 21,580,156.67	\$ 12,859,480.22	\$ 0.00	\$ 0.00	\$ 0.00
<b>Appropriation of Revenues:</b>					
Excess of Assets Over Liabilities	\$ 6,314,724.02	\$ 10,451,264.27	\$ 0.00	\$ 0.00	\$ 0.00
Unclaimed Protest Tax Refunds	\$ 0.00	\$ 0.00	\$ 0.00	\$ 0.00	\$ 0.00
Miscellaneous Estimated Revenues	\$ 5,644,670.60	\$ 0.00	\$ 0.00	\$ 0.00	None
Est. Value of Surplus Tax in Process	\$ 0.00	\$ 0.00	\$ 0.00	\$ 0.00	None
Sinking Fund Contributions	\$ 0.00	\$ 0.00	\$ 0.00	\$ 0.00	\$ 0.00
Surplus Building Fund Cash	\$ 0.00	\$ 0.00	\$ 0.00	\$ 0.00	\$ 0.00
Total Other Than 2018 Tax	\$ 11,959,394.62	\$ 10,451,264.27	\$ 0.00	\$ 0.00	\$ 0.00
Balance Required	\$ 9,620,762.05	\$ 2,408,215.95	\$ 0.00	\$ 0.00	\$ 0.00
Add Allowance for Delinquency	\$ 962,076.21	\$ 240,821.60	\$ 0.00	\$ 0.00	\$ 0.00
Total Required for 2018 Tax	\$ 10,582,838.26	\$ 2,649,037.55	\$ 0.00	\$ 0.00	\$ 0.00
Rate of Levy Required and Certified	-----	-----	-----	-----	0.00 Mills

We further certify that the net assessed valuation of the Property, subject to ad valorem taxes, after the amount of all Homestead Exemptions have been deducted in the said School District as finally equalized and certified by the Board of Equalization for the current year 2018-2019 is as follows:

VALUATION AND LEVIES EXCLUDING HOMESTEADS				
County	Real	Personal	Public Service	Total
This County Muskogee	\$ 283,229,511.00	\$ 111,429,240.00	\$ 129,236,227.00	\$ 523,894,978.00
Joint County Adair	\$ 71,396,268.00	\$ 18,840,216.00	\$ 5,588,050.00	\$ 95,824,534.00
Joint County Cherokee	\$ 175,260,725.00	\$ 16,671,608.00	\$ 6,650,052.00	\$ 198,582,385.00
Joint County McIntosh	\$ 52,947,802.00	\$ 7,219,215.00	\$ 7,756,092.00	\$ 67,923,109.00
Joint County Okmulgee	\$ 367,411.00	\$ 19,664.00	\$ 122,922.00	\$ 509,997.00
Joint County Sequoyah	\$ 151,557,348.00	\$ 18,972,590.00	\$ 22,309,873.00	\$ 192,839,811.00
Joint County Wagoner	\$ 181,390,946.00	\$ 16,287,712.00	\$ 22,985,143.00	\$ 220,663,801.00
Joint County Delaware	\$ 3,222.00	\$ 0.00	\$ 0.00	\$ 3,222.00
Joint County	\$ 0.00	\$ 0.00	\$ 0.00	\$ 0.00
Joint County	\$ 0.00	\$ 0.00	\$ 0.00	\$ 0.00
Joint County	\$ 0.00	\$ 0.00	\$ 0.00	\$ 0.00
Joint County	\$ 0.00	\$ 0.00	\$ 0.00	\$ 0.00
Joint County	\$ 0.00	\$ 0.00	\$ 0.00	\$ 0.00
Joint County	\$ 0.00	\$ 0.00	\$ 0.00	\$ 0.00
Total Valuations, All Counties	\$ 916,153,233.00	\$ 189,440,245.00	\$ 194,648,359.00	\$ 1,300,241,837.00

and that the assessed valuations herein certified have been used in computing the rates of mill levies and the proceeds thereof appropriated as aforesaid; and that having ascertained as aforesaid, the aggregate amount to be raised by ad valorem taxation, be raised by ad valorem taxation, we thereupon made the above levies therefor as provided by law as follows:

S.A. & I. Form 2661R06 Entity: Indian Capital Technology Center 4, Muskogee

4-Sep-2018

CERTIFICATE OF EXCISE BOARD  
ESTIMATE OF NEEDS FOR 2018-2019

EXHIBIT "Y" Continued: Primary County And All Joint Counties				Total Required For 2018 Tax		
Levies Required and Certified:		Valuation And Levies Excluding Homesteads				
County	General Fund	Building Fund	Total Valuation	General	Building	
This County Muskogee	8.10 Mills	2.03 Mills	\$ 523,894,978.00	\$ 4,243,549.32	\$ 1,063,506.81	
Joint Co. Adair	8.00 Mills	2.00 Mills	\$ 95,824,534.00	\$ 766,596.27	\$ 191,649.07	
Joint Co. Cherokee	8.15 Mills	2.04 Mills	\$ 198,582,385.00	\$ 1,618,446.44	\$ 405,108.07	
Joint Co. McIntosh	8.30 Mills	2.07 Mills	\$ 67,923,109.00	\$ 563,761.80	\$ 140,600.84	
Joint Co. Okmulgee	8.16 Mills	2.04 Mills	\$ 509,997.00	\$ 4,161.58	\$ 1,040.39	
Joint Co. Sequoyah	8.28 Mills	2.07 Mills	\$ 192,839,811.00	\$ 1,596,713.64	\$ 399,178.41	
Joint Co. Wagoner	8.11 Mills	2.03 Mills	\$ 220,663,801.00	\$ 1,789,583.43	\$ 447,947.52	
Joint Co. Delaware	8.00 Mills	2.00 Mills	\$ 3,222.00	\$ 25.78	\$ 6.44	
Joint Co.	0.00 Mills	0.00 Mills	\$ 0.00	\$ 0.00	\$ 0.00	
Joint Co.	0.00 Mills	0.00 Mills	\$ 0.00	\$ 0.00	\$ 0.00	
Joint Co.	0.00 Mills	0.00 Mills	\$ 0.00	\$ 0.00	\$ 0.00	
Joint Co.	0.00 Mills	0.00 Mills	\$ 0.00	\$ 0.00	\$ 0.00	
Joint Co.	0.00 Mills	0.00 Mills	\$ 0.00	\$ 0.00	\$ 0.00	
Joint Co.	0.00 Mills	0.00 Mills	\$ 0.00	\$ 0.00	\$ 0.00	
Totals			\$ 1,300,241,837.00	\$ 10,582,838.26	\$ 2,649,037.55	

Sinking Fund 0.00 Mills

and we do hereby order the above levies to be certified forthwith by the Secretary of this Board to the County Assessor of said County, in order that the County Assessor may immediately extend said levies upon the Tax Rolls for the year 2018 without regard to any protest that may be filed against any levies, as required by 68 O. S. 2001, Section 2869.

Signed at Muskogee, Oklahoma, this 24<sup>th</sup> day of October, 2018

Dianna Cope Excise Board Member  
County Clerk County Clerk  
John O. Tufford Excise Board Chairman  
Excise Board Secretary Excise Board Secretary



Joint School District Levy Certification for Indian Capital Technology Center 4

Career Tech District Number 4 : General Fund 8.10  
 Building Fund 2.03

State of Oklahoma )  
 ) ss  
 County of Muskogee )

I, Dianna Cope, Muskogee County Clerk, do hereby certify that the above levies are true and correct for the taxable year 2018.

Witness my hand and seal, on October 24, 2018.

Dianna Cope  
 Muskogee County Clerk



4-Sep-2018

ALL FUND ACCOUNTS COVERING THE PERIOD JULY 1, 2017 TO JUNE 30, 2018  
STATISTICAL DATA FOR 2018-2019

EXHIBIT "Z"

Schedule 1, SUMMARY RECAPITULATION OF SCHOOL COSTS FOR THE FISCAL YEAR ENDING JUNE 30, 2005, AND APPORTIONMENT THEREOF					
CLASSIFICATION	ACCUMULATION OF EXPENDITURES AND UNLIQUIDATED COMMITMENTS TO DETERMINE PER CAPITA COSTS				
	GENERAL REVENUE FUND	CHILD NUTRITION FUND	2017-2018 CONSTITUTIONAL BUILDING FUND EXPENDITURES	2017-2018 ACCRUALS AND COUPON REQUIREMENTS	SPECIAL REVENUE FUNDS
Expenditures and Reserves					
Current Expenditures - Educational	\$ 14,701,882.04	\$ 0.00	\$ 654,414.87	\$ 0.00	\$ 0.00
Current Expenditures - Transportation	\$ 996,248.98	\$ 0.00	\$ 0.00	\$ 0.00	\$ 0.00
Current Reserves - Educational	\$ 656,787.24	\$ 0.00	\$ 146,865.17	\$ 0.00	\$ 0.00
Current Reserves - Transportation	\$ 58,682.75	\$ 0.00	\$ 0.00	\$ 0.00	\$ 0.00
Capital Expenditures - Educational	\$ 48.63	\$ 0.00	\$ 1,412,810.48	\$ 0.00	\$ 0.00
Capital Expenditures - Transportation	\$ 0.00	\$ 0.00	\$ 0.00	\$ 0.00	\$ 0.00
Capital Reserves - Educational	\$ 6.57	\$ 0.00	\$ 268,801.82	\$ 0.00	\$ 0.00
Capital Reserves - Transportation	\$ 0.00	\$ 0.00	\$ 0.00	\$ 0.00	\$ 0.00
Interest Paid and Reserved	\$ 0.00	\$ 0.00	\$ 0.00	\$ 0.00	\$ 0.00
<b>TOTALS</b>	<b>\$ 16,413,656.21</b>	<b>\$ 0.00</b>	<b>\$ 2,482,892.34</b>	<b>\$ 0.00</b>	<b>\$ 0.00</b>
Enumeration 0      Average Daily Attendance 0      Average Daily Haul 0					

Schedule 1, (Continued)					
CLASSIFICATION	ACCUMULATION OF EXPENDITURES AND UNLIQUIDATED COMMITMENTS TO DETERMINE PER CAPITA COSTS				
	CAPITAL PROJECTS FUNDS	ENTERPRISE FUNDS	ACTIVITY FUNDS	EXPENDABLE TRUST FUNDS	NONEXPENDABLE TRUST FUNDS
Expenditures and Reserves					
Current Expenditures - Educational	\$ 0.00	\$ 0.00	\$ 0.00	\$ 0.00	\$ 0.00
Current Expenditures - Transportation	\$ 0.00	\$ 0.00	\$ 0.00	\$ 0.00	\$ 0.00
Current Reserves - Educational	\$ 0.00	\$ 0.00	\$ 0.00	\$ 0.00	\$ 0.00
Current Reserves - Transportation	\$ 0.00	\$ 0.00	\$ 0.00	\$ 0.00	\$ 0.00
Capital Expenditures - Educational	\$ 0.00	\$ 0.00	\$ 0.00	\$ 0.00	\$ 0.00
Capital Expenditures - Transportation	\$ 0.00	\$ 0.00	\$ 0.00	\$ 0.00	\$ 0.00
Capital Reserves - Educational	\$ 0.00	\$ 0.00	\$ 0.00	\$ 0.00	\$ 0.00
Capital Reserves - Transportation	\$ 0.00	\$ 0.00	\$ 0.00	\$ 0.00	\$ 0.00
Interest Paid and Reserved	\$ 0.00	\$ 0.00	\$ 0.00	\$ 0.00	\$ 0.00
<b>TOTALS</b>	<b>\$ 0.00</b>	<b>\$ 0.00</b>	<b>\$ 0.00</b>	<b>\$ 0.00</b>	<b>\$ 0.00</b>



ALL FUND ACCOUNTS COVERING THE PERIOD JULY 1, 2017 TO JUNE 30, 2018  
 STATISTICAL DATA FOR 2018-2019

EXHIBIT "Z"

Page 67

Schedule 1, (Continued)				
CLASSIFICATION			DISTRIBUTION OF OPERATING EXPENSE TO DETERMINE PER CAPITA COST	
	INTERNAL SERVICE FUNDS	TOTAL OF ALL APPLICABLE COSTS 2017-2018	OPERATION COSTS ONLY	TRANSPORTATION COSTS ONLY
Expenditures and Reserves				
Current Expenditures - Educational	\$ 0.00	\$ 15,356,296.91	\$ 15,356,296.91	\$ 0.00
Current Expenditures - Transportation	\$ 0.00	\$ 996,248.98	\$ 0.00	\$ 996,248.98
Current Reserves - Educational	\$ 0.00	\$ 803,652.41	\$ 803,652.41	\$ 0.00
Current Reserves - Transportation	\$ 0.00	\$ 58,682.75	\$ 0.00	\$ 58,682.75
Capital Expenditures - Educational	\$ 0.00	\$ 1,412,859.11	\$ 1,412,859.11	\$ 0.00
Capital Expenditures - Transportation	\$ 0.00	\$ 0.00	\$ 0.00	\$ 0.00
Capital Reserves - Educational	\$ 0.00	\$ 268,808.39	\$ 268,808.39	\$ 0.00
Capital Reserves - Transportation	\$ 0.00	\$ 0.00	\$ 0.00	\$ 0.00
Interest Paid and Reserved	\$ 0.00	\$ 0.00	\$ 0.00	\$ 0.00
<b>TOTALS</b>	\$ 0.00	\$ 18,896,548.55	\$ 17,841,616.82	\$ 1,054,931.73
<p align="center">Per Capita Cost - Education \$ 0.00                      Per Capita Cost - Transportation \$ 0.00</p>				